

Week beginning 20/04/20 - This is your weekly timetable.

Anything that is highlighted has been assigned to you, I will be able to see who is completing the activities! These activities are changed weekly.

Please complete as many activities each week while you are home learning.

Don't forget to work your through your home learning booklets.

Any activities which are highlighted in green need to be completed in your orange workbooks. If you cannot print any of the worksheets, please complete them straight into your orange workbooks.

Reading  
/  
Phonics

- Listen to a story on <https://www.bbc.co.uk/cbeebies/stories>
  1. Describe one of the characters in the story and draw a picture of them, make sure you use capital letters, full stops, adjectives and joining words (and, because,)
  2. Write your own version of the story - use capital letters, full stops, adjectives, time words (Once, First, Next, Then, After, Finally) and joining words (and, because).
- Listen to the shared story that I have emailed to you in the letter. What did you like about the story? Write a sentence.
- Continue to follow Jaki the teacher who will help you with your phonics and she will also share stories with you. You-tube Jaki The Teacher [https://www.youtube.com/channel/UCjFm8\\_k-cc-m-Q-\\_BqIfhXw](https://www.youtube.com/channel/UCjFm8_k-cc-m-Q-_BqIfhXw)
- Use the Read Write Inc. videos online to consolidate and teach you phonics [https://www.youtube.com/channel/UCo7fbLgY2oA\\_cFCIg9GdxtQ](https://www.youtube.com/channel/UCo7fbLgY2oA_cFCIg9GdxtQ)
- Login to [www.espresso.com](http://www.espresso.com) - go to key stage 1 - go to English - explore the phonics section.
- Parents - Oxford Owl online have a nice range of e-books for you to read with your child so please take the time to look through these. When you read a story with your child please get them to answer some questions using the reading prompt card that I have attached below to help you support your child's reading skills.

Writing

- Complete the plurals worksheet below (Write the nouns and add s or es to make it plural)
  - Login to [www.busythings.com](http://www.busythings.com) and complete the English activity that has been assigned to you (Plural or Singular?)
  - Reply to my letter by writing a reply in your orange book. Write a list of all the fun things you like to do and email it to me. 😊
    - We're going on a Bear hunt
1. Watch Michael Rosen read aloud his story We're Going on a Bear Hunt at <https://www.youtube.com/watch?v=OgyI6ykDwds&t=102s>
  2. Create a labelled story map for We're Going on a Bear Hunt. Look at the example picture of a Bear Hunt story map and then create your own in your orange book. Label the different parts of your map with words or phrases (grass; thick mud; a very deep, dark cave, etc.) Use your fingers or small world figures to 'be' the family travelling on their bear hunt and act out the story, using as many of the book's words and expressions as you can.
  3. Use 'What I Find a Bit Scary' worksheet to tell people about things that sometimes frighten you.

4. If you were going on a real bear hunt, what useful things would you take with you in your rucksack? On the 'Bear Hunt Essentials' worksheet, draw three things that would be really good to take and describe these. - try and use 'because' to give a reason why.

Maths

- Login to [www.busythings.com](http://www.busythings.com) and complete the maths activities assigned to you (Numerical order - numbers in words, Halves and quarters of a shape)
- White Rose Maths has e-learning videos and activities that you can follow for the week <https://whiterosemaths.com/homelearning/year-1/> Follow this week's maths activities. Copy out the activities into your orange workbook so you have space to complete them or print them out if you can.
- Complete the doubles worksheet below
- Complete the o'clock and half past worksheets below
- Complete the number bonds to 9 worksheet below
- Login to [www.espresso.com](http://www.espresso.com) - go to key stage 1 - go to maths - play maths games.
- Practise counting in 2s <https://www.youtube.com/watch?v=JyCr0IgbYcI>
- Practise counting in 10s. [https://www.youtube.com/watch?v=-gmFe0-\\_ex8](https://www.youtube.com/watch?v=-gmFe0-_ex8)
- Practise counting in 5s <https://www.youtube.com/watch?v=cJ4jV14Oz5I>
- Practise counting to 100 <https://www.youtube.com/watch?v=bGetqbbqDVaA>

Topic

### Art

Look at this seaside picture by Edgar Degas, Draw your own seaside picture, think about what you would see at the seaside. Use the videos on espresso to give you some ideas.

[https://central.espresso.co.uk/espresso/primary\\_uk/subject/module/video\\_index/item/1067404/grade1/index.html](https://central.espresso.co.uk/espresso/primary_uk/subject/module/video_index/item/1067404/grade1/index.html)



- Follow Rob Biddulph's online videos to help you become a fabulous artist <http://www.robbiddulph.com/draw-with-rob>

### Geography/History

Login to [www.espresso.com](http://www.espresso.com) - Go to KS1 - Go to geography - Go to Journey to the coast and explore the topic by watching the videos and completing the activities.

### Computing

Login to [www.busythings.com](http://www.busythings.com) - go to key stage 1 - go to **Computing** - explore the early coding topic.

### Science

- Login to [www.espresso.com](http://www.espresso.com) - Go to KS1 - Go to **Science** - Go to Seasons and explore/learn about Spring and Summer by watching the videos and completing the activities.

## R.E

- Login to [www.espresso.com](http://www.espresso.com) - Go to KS1 - Go to **Religious Education** - Go to Ramadan and Eid and watch the video about Ramadan.

Login to [www.busythings.com](http://www.busythings.com) - Complete the Ramadan activity

## PSHE

Login to [www.busythings.com](http://www.busythings.com) - Complete the new 'People who help us' activity.













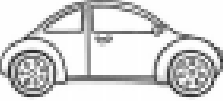
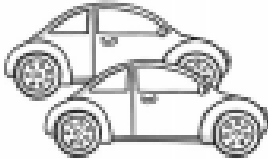
## P.E

- Everyday Joe Wicks will be releasing a 30-minute P.E session for children on his youtube channel. <https://www.youtube.com/user/thebodycoach1>

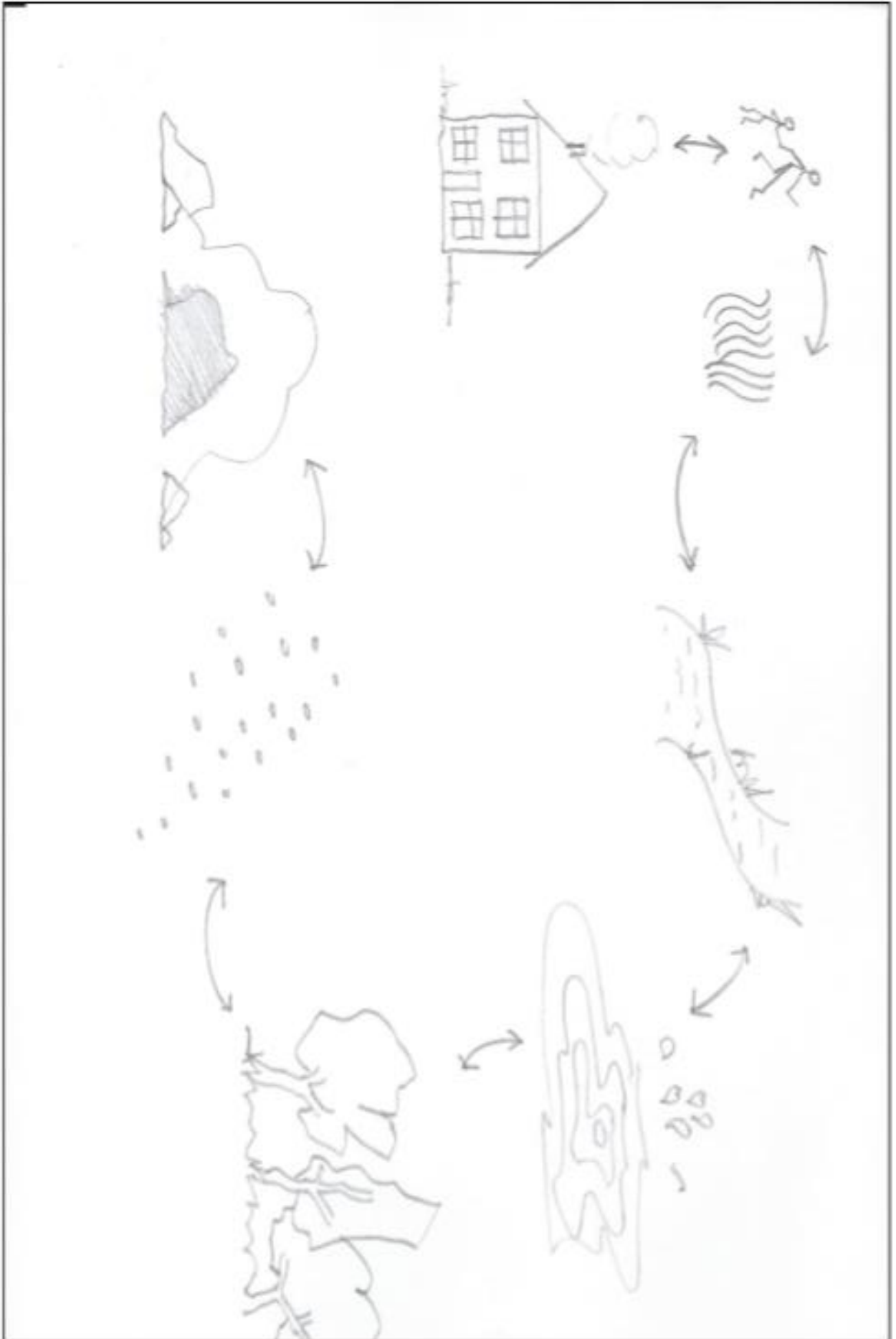
- Login to [www.espresso.com](http://www.espresso.com) - go to the KS1 area - click on PE and explore the Street dance section - Can you create your own street dance?

- Explore the BBC teach - super movers KS1 section website to engage your child with active learning tasks.

Write the singular nouns and add s or es to make them plural.

Singular	Plural
	
	
	
	
	
	
	

# Story Map example






## Bear Hunt Essentials


Item	Why it would be useful
	<hr/> <hr/> <hr/> <hr/> <hr/> <hr/>
	<hr/> <hr/> <hr/> <hr/> <hr/> <hr/>
	<hr/> <hr/> <hr/> <hr/> <hr/> <hr/>

# Doubles




\_\_\_\_\_ + \_\_\_\_\_

Double 1= \_\_\_\_\_



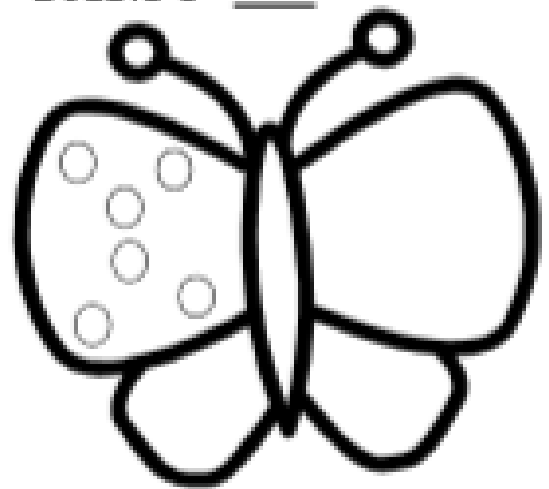
\_\_\_\_\_ + \_\_\_\_\_

Double 3= \_\_\_\_\_




\_\_\_\_\_ + \_\_\_\_\_

Double 4= \_\_\_\_\_




\_\_\_\_\_ + \_\_\_\_\_

Double 6= \_\_\_\_\_



\_\_\_\_\_ + \_\_\_\_\_

Double 7= \_\_\_\_\_



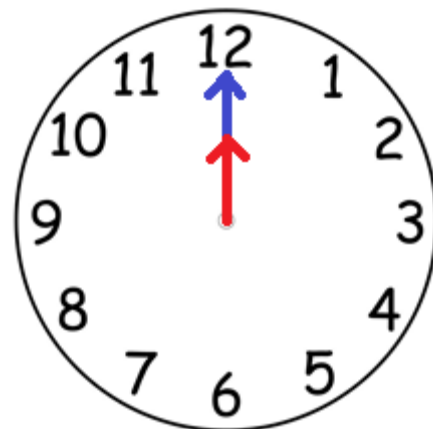
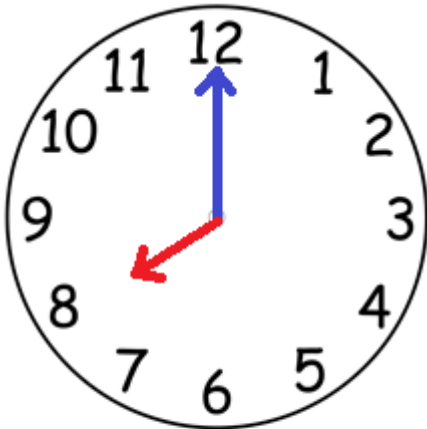
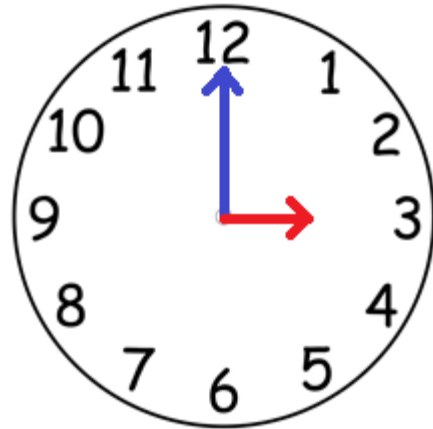
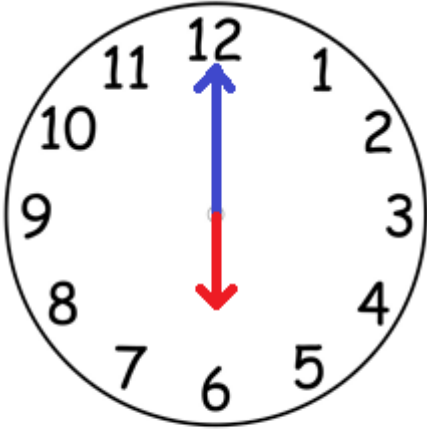
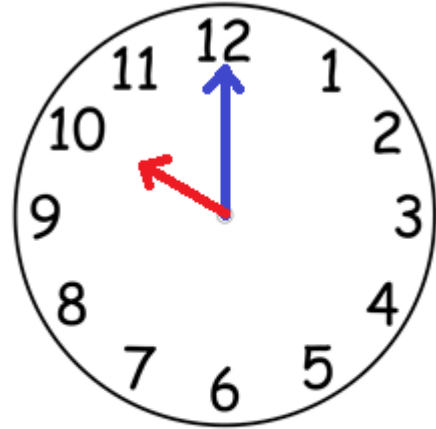
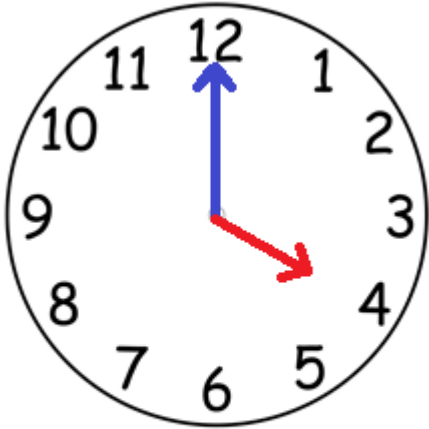
\_\_\_\_\_ + \_\_\_\_\_

Double 10= \_\_\_\_\_



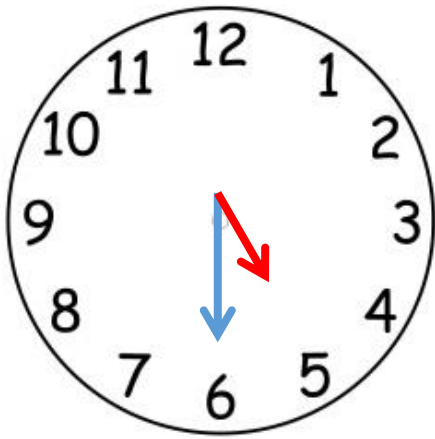
O' Clock

LO: To be able to read the time to the hour

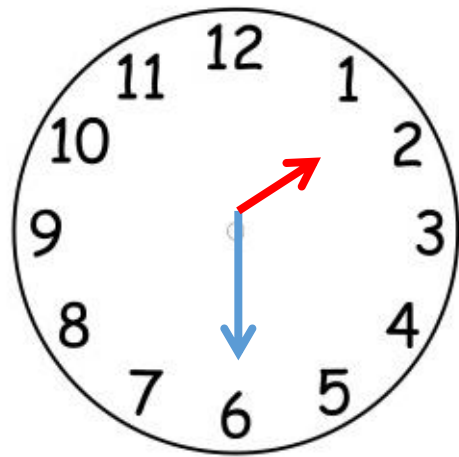


LO: To be able to read the time to the half hour

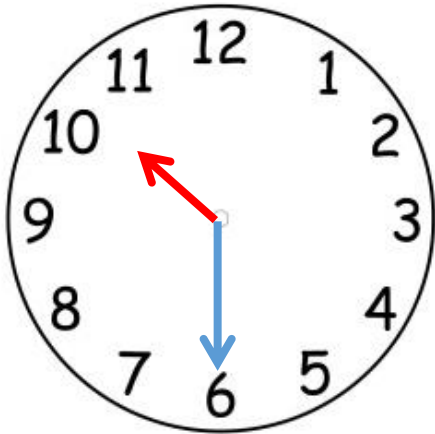
Half past



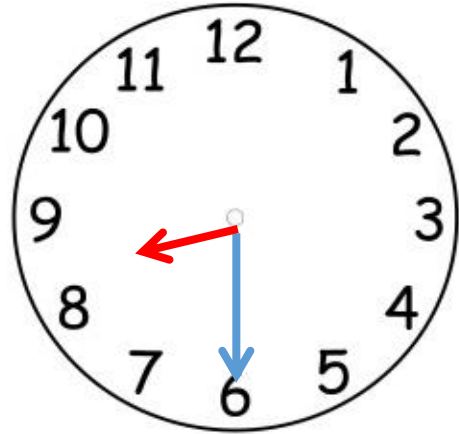
Blank box for writing the time.



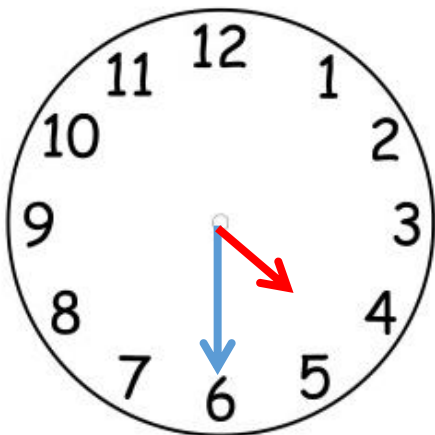
Blank box for writing the time.



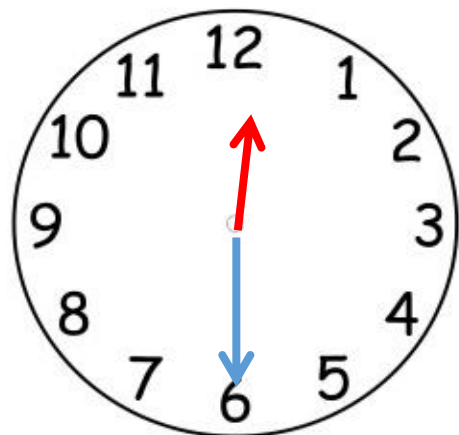
Blank box for writing the time.



Blank box for writing the time.




Blank box for writing the time.




Blank box for writing the time.

## Practice Sheet Hot Birthday number bond candles


How many more candles to make 9? Finish each number sentence.




$2 + \square = 9$




$5 + \square = \square$




$\square + \square = \square$




$\square + \square = \square$




$\square + \square = \square$




$\square + \square = \square$



$\square + \square = \square$



$\square + \square = \square$



$\square + \square = \square$