


# Easter

E R V R S S L C E F  
R E P M H A I H Y L  
K T J E M B D O J O  
C S M B A X O C I W  
I A X S V T F O S E  
H E K P O B F L G R  
C E X R T R A A G S  
T V Y I R D D T E T  
B U N N Y E H E K H  
G K I G I G O O R Y



EASTER  
EGGS  
FLOWERS  
SPRING  
LAMB

BASKET  
DAFFODIL  
CHICK  
BUNNY  
CHOCOLATE




# Dot to Dot


Join the dots to reveal the full picture!




# Dot to Dot

Join the dots to reveal the full picture!














Can you design your own Easter egg?



Can you use the shapes to make your own rabbit picture?



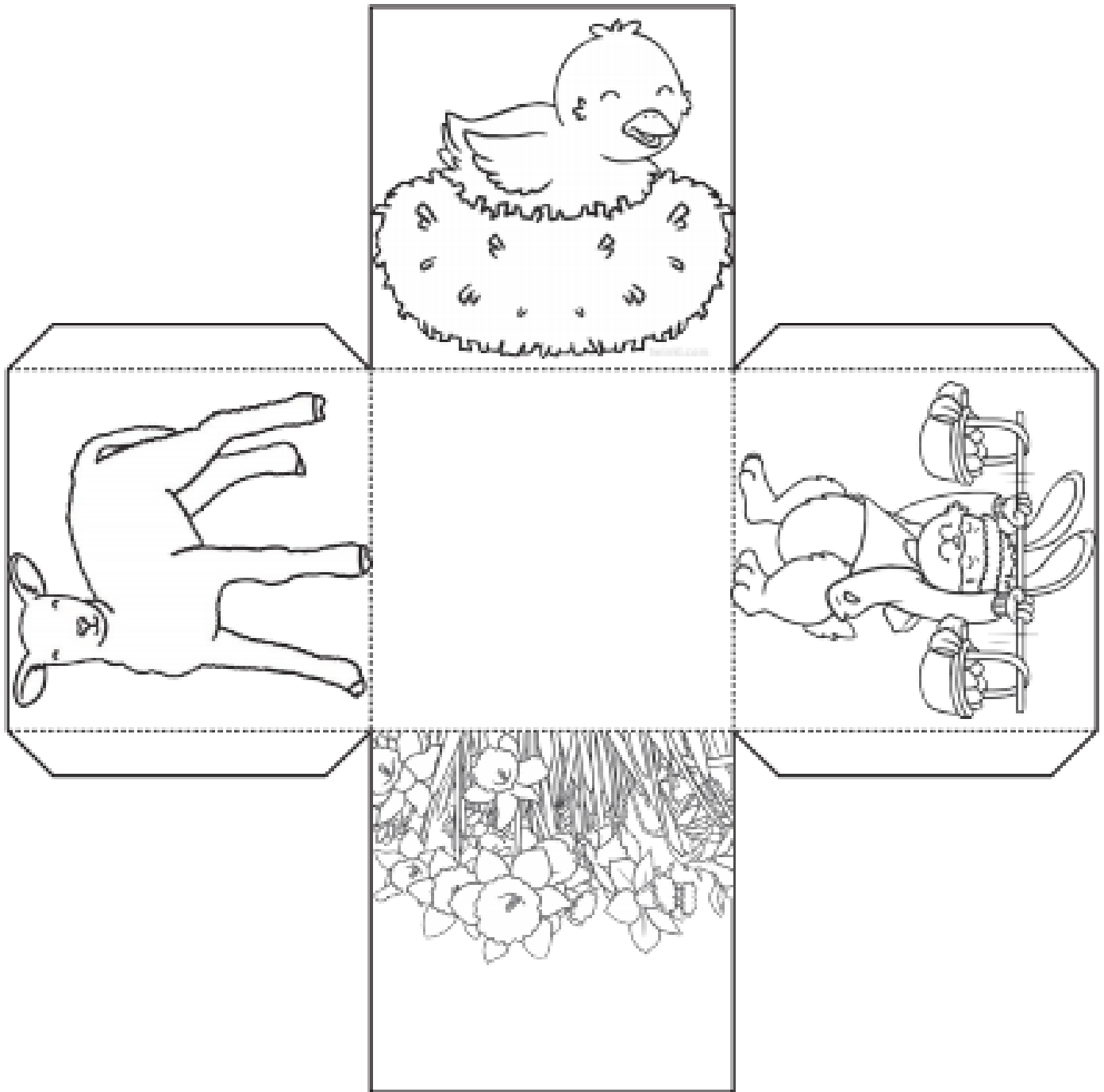
Use these shapes to make your rabbit picture



# Easter basket craft.

## Instructions:

1. Colour in the basket and the handle.
2. Cut out and fold on the dotted lines.
3. Glue the side together and staple on the handle.
4. Fill your box with Easter goodies.





# Funky Easter Bunny

## Mindfulness Colouring



# Funky Easter Chick Mindfulness Colouring

